

## Accessing your account: Step 1 – Access Your Account TAB OPTIONS

The screenshot shows the ESPN COACHES FUNDRAISING website. At the top is the ESPN logo and the title "COACHES FUNDRAISING". Below this is a navigation bar with tabs: "Program Overview", "How to Get Started", "Fundraising 101", "Access your Account", "Not a Coach? No Problem!", and "SIGN UP YOUR TEAM". The "Access your Account" tab is selected. On the left is a sidebar menu with links: "S YOUR ACCOUNT", "SUBSCRIPTIONS", "PROMOTIONS", "AL PROGRAM", "NIALS", "SING FAQ", "M CONTACTS", "M PARTNERS", "TION SCHEDULE", "E MAGAZINE", "ER SERVICE", "SERVICES", and a "sider" logo. The main content area has three options:

- Option 1**  
*DON'T HAVE*  
**an ESPN.com account?**  
Registering for an ESPN.com account is FREE but required in order to access your ESPN Coaches Fundraising Program account online.  
[Click here](#) to register\* for a FREE ESPN.com account.
- Option 2**  
*ALREADY HAVE*  
**an ESPN.com account?**  
If you have an ESPN.com username and password but HAVE NOT accessed your account, have your TEAM ID\*, registered team name, contact last name and zip code available to locate your team number. [Click here](#) to sign in.
- Option 3**  
*ALREADY ACCESSED* your fundraising account online?  
[Click here](#) to sign in.

**REMEMBER**

\*Note: Registering for an ESPN.com account is required but FREE!  
This step needs to be completed in order to manage your ESPN Coaches Fundraising Program account online.

Want to Get with the Program? [CLICK HERE](#) to Order Your Free Fundraising Kit!

\*Please note: Registering for an ESPN.com account is required but FREE!  
This needs to be completed in order to manage your ESPN Coaches Fundraising Program account online.

A green arrow points from the "REMEMBER" text to the note box at the bottom.

# Accessing your account: Step 1 – Access Your Account Option #1

## Register for a new ESPN.com account (FREE)

## COACHES FUNDRAISING

[Program Overview](#)[How to Get Started](#)[Fundraising 101](#)[Access your account](#)[Not a Coach?](#)[SIGN UP](#)

### Sign Up Now To Access

Fundraising should be easy and manageable. Fundraising is completely optional, but is a convenient way to access your Coaches Fundraising Kit, follow the simple steps to get started.

#### BENEFITS OF ONLY ONE ACCOUNT

- ☒ ORDER ADDITIONAL FUNDRAISING MATERIALS
- ☒ UPDATE ACCOUNT INFORMATION
- ☒ TRACK TEAM SALES
- ☒ CHECK SUBSCRIPTION STATUS
- ☒ ACCESS PRINTABLE FORMS

#### Option 1

**DON'T HAVE an ESPN.com account?**

Registering for an ESPN.com account is FREE but required in order to access your ESPN Coaches Fundraising Program account online.

[Click here](#) to register\* for a FREE ESPN.com account.

### Register for ESPN

*It's free and takes about a minute*

[ESPN Privacy Policy](#)

Email Address:  [i](#)

Your Name:   [i](#)

Date of Birth:    [i](#)

Member Name:  [i](#)

Choose a password:  [i](#)

☐ Show Password

☒ Password Strength: Good

Gender:

Country:

Updates and Offers: ☐ Send occasional information and offers about my favorite teams, sports, and areas of interest from:

☐ ESPN Updates and Offers ☐ Family of Businesses Offers ☐ ESPN Partner Offers

By clicking "FINISH", I agree to ESPN's [Terms of Use](#).

Already have an ESPN account?

Connect with Facebook to simplify ESPN Registration

OR

\*Note: Registering for an ESPN.com account is required in order to manage your ESPN Coaches Fundraising Program account online.

Want to Get with the Program? [CLICK HERE](#) to Order Your Free Fundraising Kit!

# Accessing your account: Step 1 – Access Your Account Option #2

## Already have an ESPN.com username & password, but haven't accessed your Coaches Team Account before

Program Overview

How to Get Started

Fundraising 101

Access your Account

Not a Coach? No Problem!

SIGN UP YOUR TEAM

### Account Access

---

#### Manage Your Account

If you are already an ESPN.com member and have been setup as an administrator, please enter your member name and password below to login.

Already an ESPN.com member?

SIGN IN

If you have already created your team in our system, but are not yet setup as an administrator [click here to create your administrative account.](#)

If you already have an ESPN.com account but forgot your info, please [visit member services.](#)

# Accessing your account: Step 1 – Access Your Account Option #3

## Already have an ESPN.com username & password AND have accessed your Coaches Team Account before

[Program Overview](#) [How to Get Started](#) [Fundraising 101](#) [Access your Account](#) [Not a Coach? No Problem!](#) [SIGN UP YOUR TEAM](#)

### Sign Up Now To Access Your Account

Fundraising should be easy and manageable, which is why we allow you to access your account online. This step is completely optional, but is a convenient way for you to administer your team's fundraiser. After you request your FREE ESPN Coaches Fundraising Kit, follow the simple steps to get started.

#### BENEFITS OF ONLINE FUNDRAISING

- ☒ ORDER ADDITIONAL FUNDRAISING MATERIALS
- ☒ UPDATE ACCOUNT INFORMATION
- ☒ TRACK TEAM SALES
- ☒ CHECK SUBSCRIPTION STATUS
- ☒ ACCESS PRINTABLE FORMS

#### Option 1

**DON'T HAVE an ESPN.com account?**

Registering for an ESPN.com account is FREE but required in order to access your ESPN Coaches Fundraising Program account online.

[Click here](#) to register\* for

#### Sign In

Email Address or Member Name:

Password:

[Sign In »](#)

Forgot your [member name](#) or [password](#)?

OR

[f Sign In with Facebook](#)


#### NEED AN ACCOUNT?


It's free and takes about a minute.


[Register Now»](#)


#### REGISTRATION BENEFITS INCLUDE:

Getting an account is free and only takes a few minutes.

 Win Cash - Play Streak

 Control Your Alerts

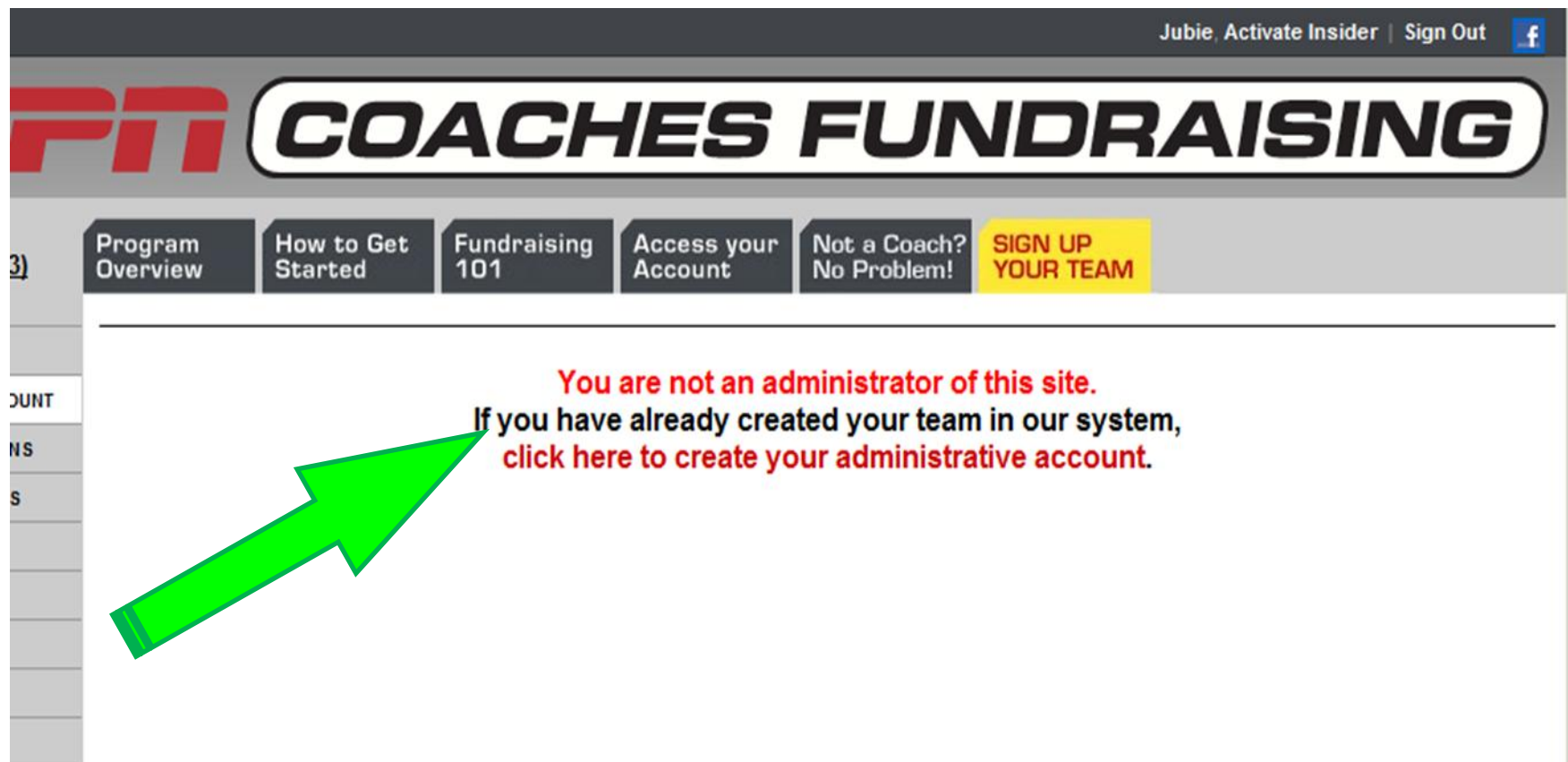
 Track Your Favorite Teams

 Join the Community


registered team name, contact last name and zip code available to locate your team number. [Click here](#) to sign in.

## Accessing your account: Step 2 – Becoming the Team Administrator

After you have logged in with your ESPN.com Account



The screenshot shows the ESPN Coaches Fundraising website interface. At the top right, there is a navigation bar with the text "Jubie, Activate Insider | Sign Out" and a Facebook icon. Below this is a large banner with the ESPN logo and the text "COACHES FUNDRAISING". Under the banner is a horizontal menu with several buttons: "Program Overview", "How to Get Started", "Fundraising 101", "Access your Account", "Not a Coach? No Problem!", and a yellow button labeled "SIGN UP YOUR TEAM". Below the menu, a message is displayed: "You are not an administrator of this site. If you have already created your team in our system, click here to create your administrative account." A large green arrow points from the bottom left towards the message. On the far left, a partial sidebar menu is visible with labels "3)", "OUNT", "NS", and "S".

Jubie, Activate Insider | Sign Out 

**ESPN COACHES FUNDRAISING**


3) Program Overview How to Get Started Fundraising 101 Access your Account Not a Coach? No Problem! **SIGN UP YOUR TEAM**

**You are not an administrator of this site.**  
If you have already created your team in our system,  
**click here to create your administrative account.**

OUNT  
NS  
S

## Accessing your account: Step 3 – Becoming the Team Administrator

Jubie, Activate Insider | Sign Out

 **COACHES FUNDRAISING**

[Program Overview](#) [How to Get Started](#) [Fundraising 101](#) [Access your Account](#) [Not a Coach? No Problem!](#) [SIGN UP YOUR TEAM](#)

**Find Team**

Please enter your team information as it was originally submitted to the ESPN Coaches Fundraising Program.

☒ If you know your Team ID

School/Team ID:

Contact Last Name:

☐ If you don't know your Team ID

School/Team Name:

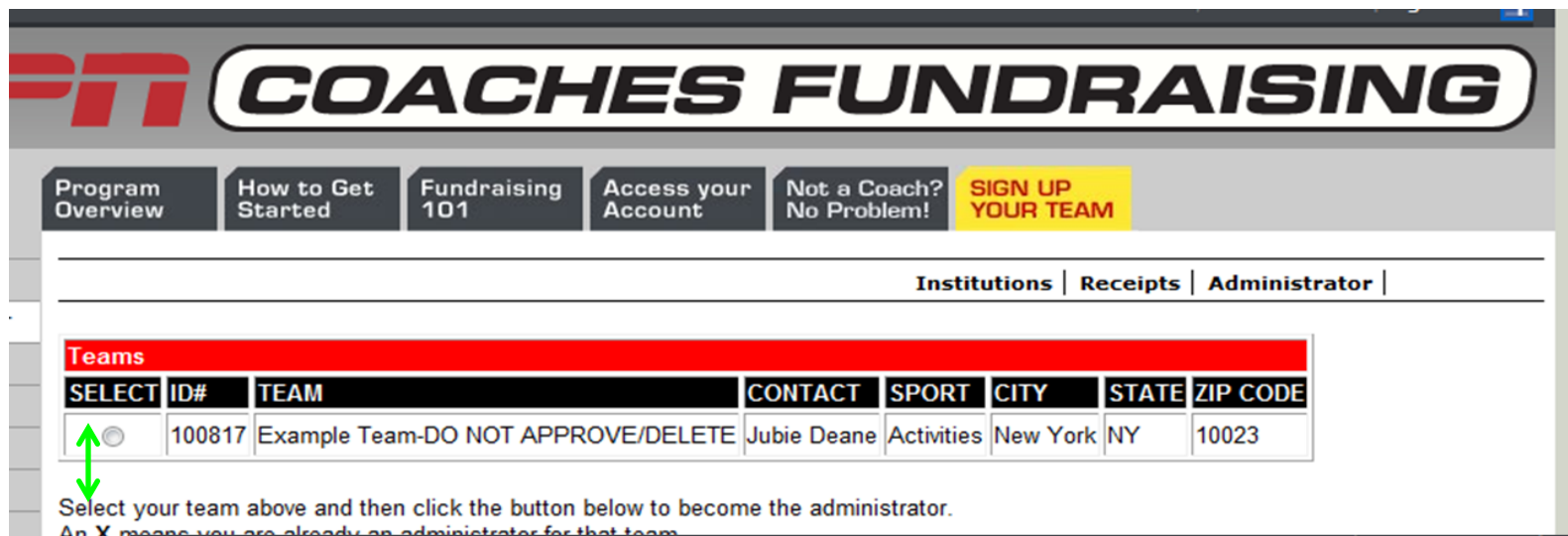
Contact Last Name:

Sport:

Postal Code:



## Accessing your account: Step 4 – Becoming the Team Administrator



**COACHES FUNDRAISING**

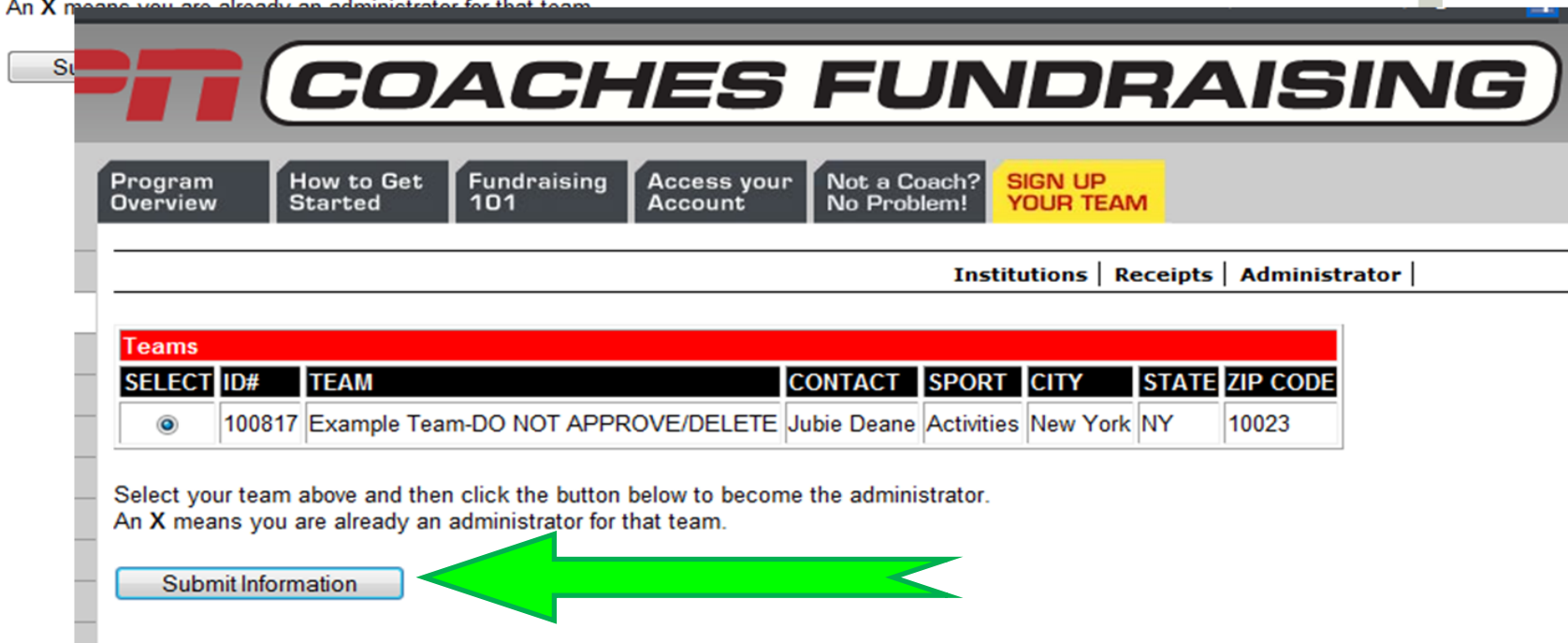
Program Overview | How to Get Started | Fundraising 101 | Access your Account | Not a Coach? No Problem! | **SIGN UP YOUR TEAM**

Institutions | Receipts | Administrator |

**Teams**

SELECT	ID#	TEAM	CONTACT	SPORT	CITY	STATE	ZIP CODE
<input type="radio"/>	100817	Example Team-DO NOT APPROVE/DELETE	Jubie Deane	Activities	New York	NY	10023

Select your team above and then click the button below to become the administrator.  
An X means you are already an administrator for that team.



**COACHES FUNDRAISING**

Program Overview | How to Get Started | Fundraising 101 | Access your Account | Not a Coach? No Problem! | **SIGN UP YOUR TEAM**

Institutions | Receipts | Administrator |

**Teams**

SELECT	ID#	TEAM	CONTACT	SPORT	CITY	STATE	ZIP CODE
<input checked="" type="radio"/>	100817	Example Team-DO NOT APPROVE/DELETE	Jubie Deane	Activities	New York	NY	10023

Select your team above and then click the button below to become the administrator.  
An X means you are already an administrator for that team.

**Submit Information**




# COACHES FUNDRAISING

[Program Overview](#)[How to Get Started](#)[Fundraising 101](#)[Access your Account](#)[Not a Coach? No Problem!](#)[SIGN UP YOUR TEAM](#)[Institutions](#) | [Receipts](#) | [Administrator](#)

Congratulations, Jubie, you are now set up to manage the team: **#100817 - Example Team-DO NOT APPROVE/DELETE.**

Click here to begin.



# COACHES FUNDRAISING

[Program Overview](#)[How to Get Started](#)[Fundraising 101](#)[Access your Account](#)[Not a Coach? No Problem!](#)[SIGN UP YOUR TEAM](#)[Institutions](#) | [Receipts](#) | [Administrator](#)

Welcome Jubie, to your team administration page!

Please use the following directions to help you review/edit your account information:

- To see all the teams that you are managing, [click here](#).
- To edit your team information or request a new kit, [click here](#).
- To check your orders, or review past fundraising activity for your account, [click here](#).
- To print more order forms, [click here](#).
- To print your Fundraising Recap sheet, [click here](#).
- To download a goal sheet, [click here](#).